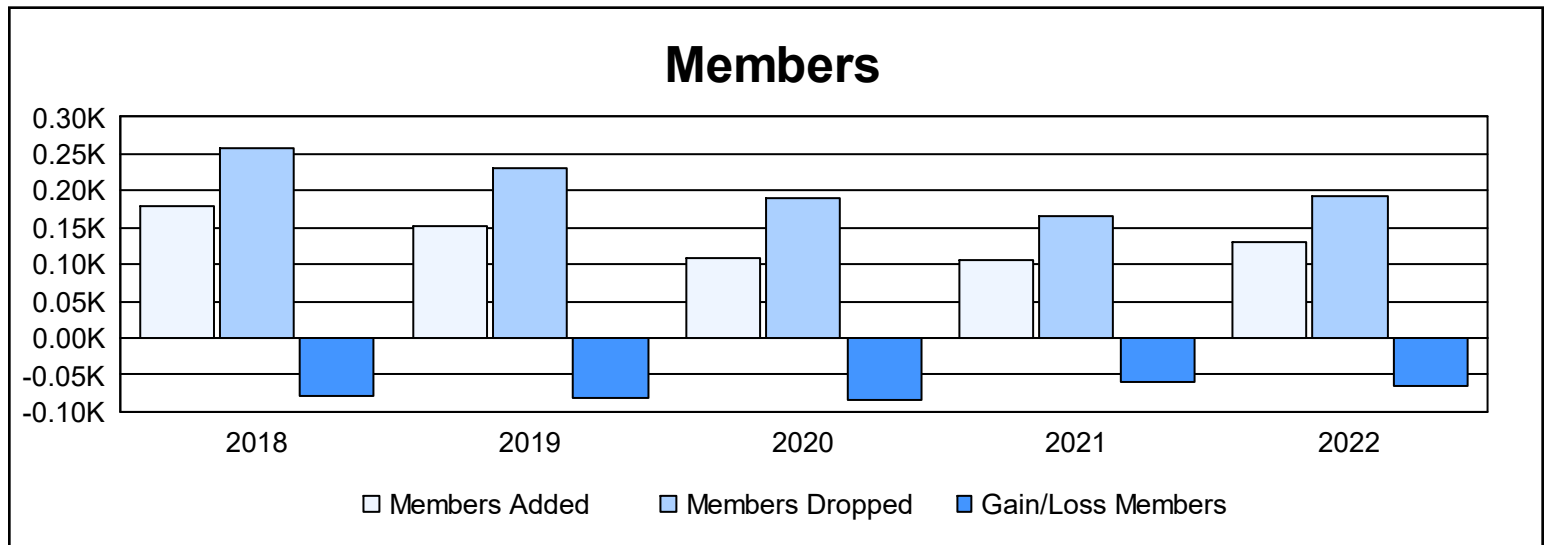
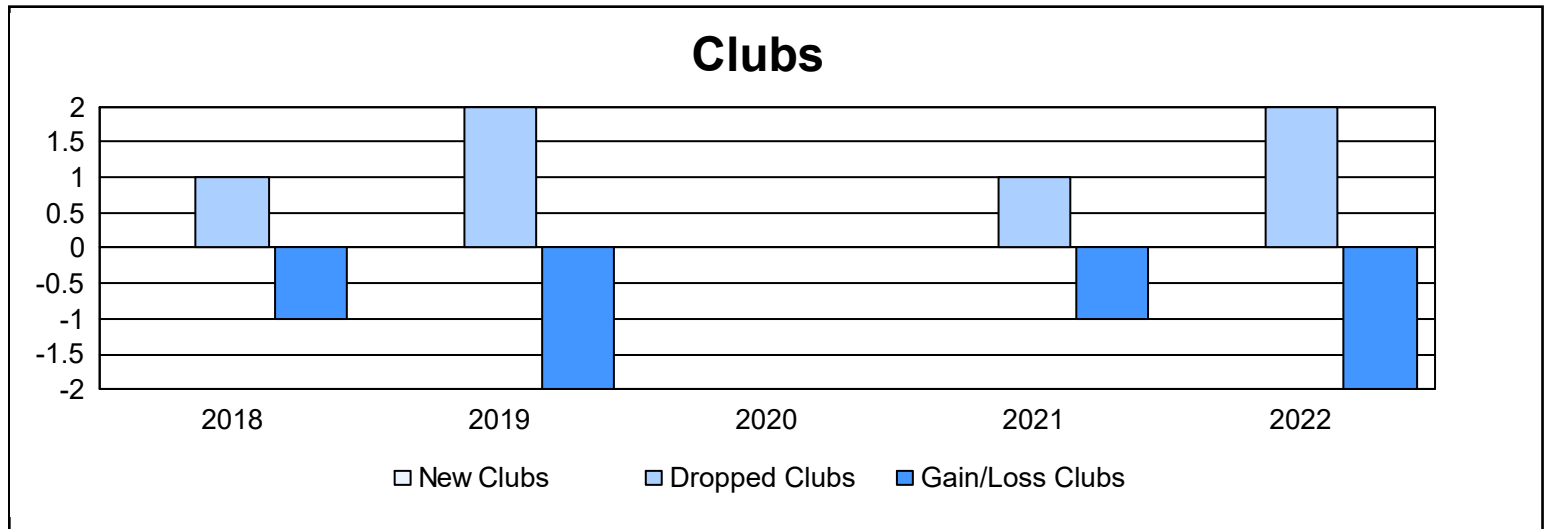
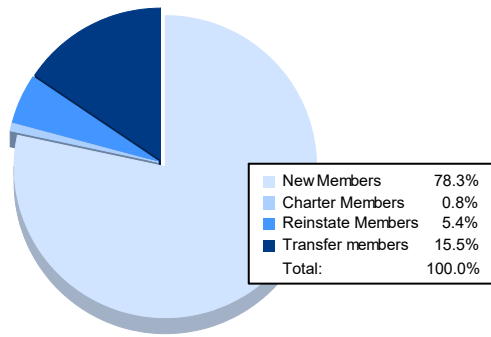


Year	New Clubs	Dropped Clubs	Gain/ Loss Clubs	New Members	Charter Members	Reinstate Members	Transfer Members	Total Member Added	Total Members Dropped	Gain/ Loss Members
2017-2018	0	1	-1	141	4	9	25	179	258	-79
2018-2019	0	2	-2	123	3	6	19	151	232	-81
2019-2020	0	0	0	85	1	3	19	108	191	-83
2020-2021	0	1	-1	87	1	8	11	107	166	-59
2021-2022	0	2	-2	101	1	7	20	129	193	-64
<b>Average</b>	<b>0</b>	<b>1</b>	<b>-1</b>	<b>107</b>	<b>2</b>	<b>7</b>	<b>19</b>	<b>135</b>	<b>208</b>	<b>-73</b>



### Membership Composition June 2022 Cumulative



### Gender Composition June 2022 Cumulative

